

# PASSEXAM 問題集

更に上のクオリティ 更に上のサービス



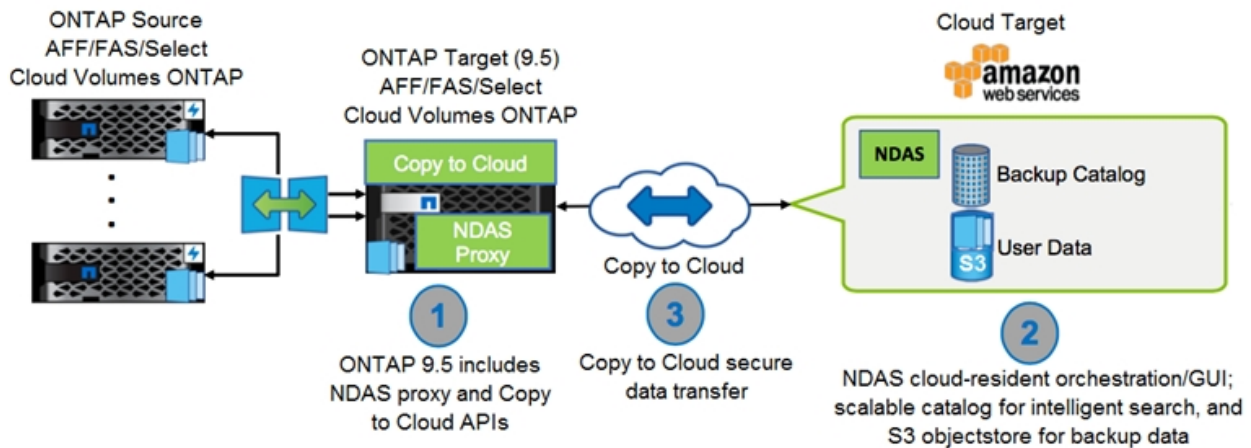
1年で無料進級することに提供する  
<http://www.passexam.jp>

**Exam : NS0-161**

**Title : NetApp Certified Data  
Administrator, ONTAP**

**Version : DEMO**

1. Click the Exhibit button.



Referring to the exhibit, which LIF role is required to copy to cloud with this NetApp Data Availability Services (NDAS) solution?

- A. data
- B. node management
- C. cluster
- D. inter cluster

**Answer: D**





2.What are three types of licenses available for ONTAP? (Choose three.)

- A. site
- B. field
- C. standard
- D. system
- E. evaluation

**Answer: ACE**

3Click the Exhibit button.

## FC Ports

Node	2a	2b
^ tme-a700-01	 32 Gb/s	 32 Gb/s
WWPN	50:0a:09:81:80:d2:c3:b8	50:0a:09:82:80:d2:c3:b8
Network Interface	1	1
Data Link Rate	32 Gb/s	16 Gb/s
Port Address	b1200	a1200
Protocol	FC,NVMe	FC,NVMe
^ tme-a700-02	 32 Gb/s	 32 Gb/s
WWPN	50:0a:09:81:80:42:c2:b9	50:0a:09:82:80:42:c2:b9
Network Interface	1	1
Data Link Rate	32 Gb/s	16 Gb/s
Port Address	b1100	a1100

Referring to the exhibit, a customer is experiencing performance problems on an SVM supporting NVMe/FC. You review the physical FC ports that are connected into the 32 Gbps switches for cluster tme-a700.

In this scenario, what is causing the performance problems?

- A. Port 2b has too many LIFs running across the physical port.
- B. Port 2b has a 16 Gbps SFP+ installed.
- C. Port 2a needs more network interfaces added to the physical port.
- D. Port 2a needs a 16 Gbps SFP+ installed.

**Answer: B**

4. Your company is merging with another company. You are asked to setup your AFFA 400 cluster to support two networks that have the same overlapping 192.168.1.0/24 subnet.

In this scenario, what must you create, to enable the same subnet with overlapping IPs on the same cluster?

- A. broadcast domain
- B. IPspace
- C. subnet
- D. failover group

**Answer: B**

5. Your customer has an NTFS volume that they want to access over both SMB and NFS. The client explains that SMB access works fine, but the clients are unable to NFS mount the volume.

What are three reasons that would cause this issue? (Choose three.)

- A. There is no export-policy rule for the NFS clients.
- B. The LIF data protocol does not allow NFS.
- C. The volume security style must be changed to UNIX.
- D. The NFS server is not configured.
- E. Multi-protocol is not licensed on the cluster.

**Answer:** ACD