

PASSEXAM 問題集

更に上のクオリティ 更に上のサービス



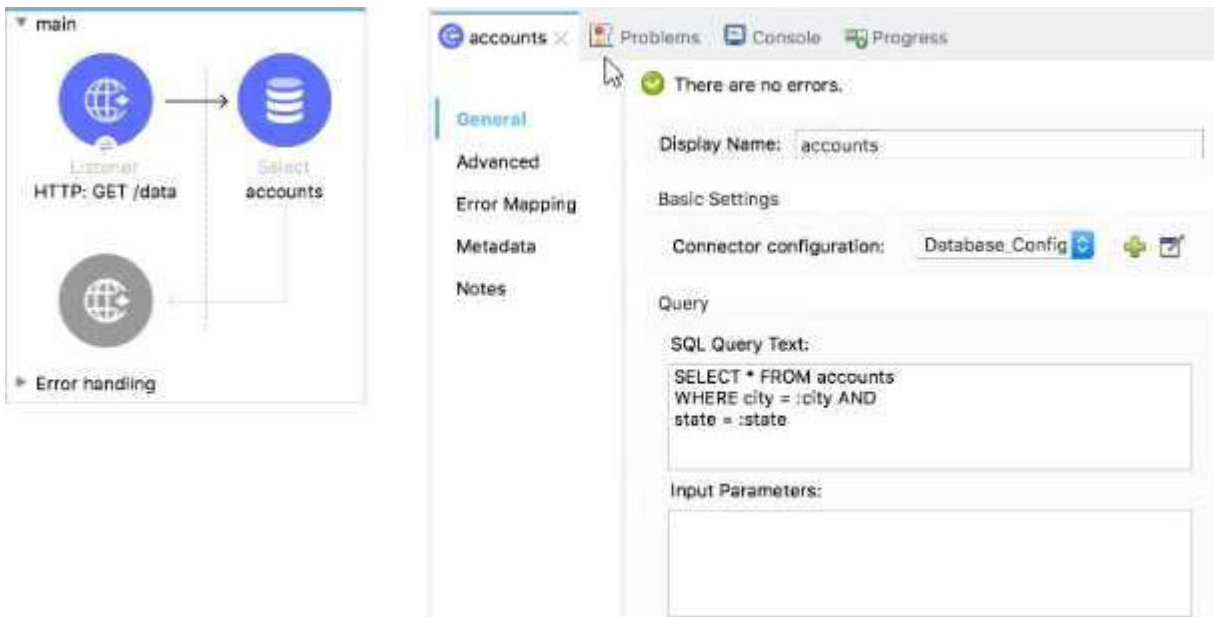
1年で無料進級することに提供する
<http://www.passexam.jp>

Exam : **DEX-401**

Title : **Salesforce Certified
MuleSoft Developer I**

Version : **DEMO**

1.Refer to the exhibit.



What expression correctly specifies input parameters to pass the city and state values to the SQL query?

A)

```
#[
  {
    city: "San Francisco",
    state: "CA"
  }
]
```

B)

```
#[
  [
    "San Francisco",
    "CA"
  ]
]
```

C)

```
#[
  inputParams: {
    city: "San Francisco",
    state: "CA"
  }
]
```

D)

```
#[
  inputParams: [
    "San Francisco",
    "CA"
  ]
]
```

A. Option A

B. Option B

C. Option C

D. Option D

Answer: A

Explanation:

MuleSoft Documentation

Reference: <https://docs.mulesoft.com/db-connector/1.9/database-connector-select>

2.A Mule flow has three Set Variable transformers.

What global data structure can be used to access the variables?

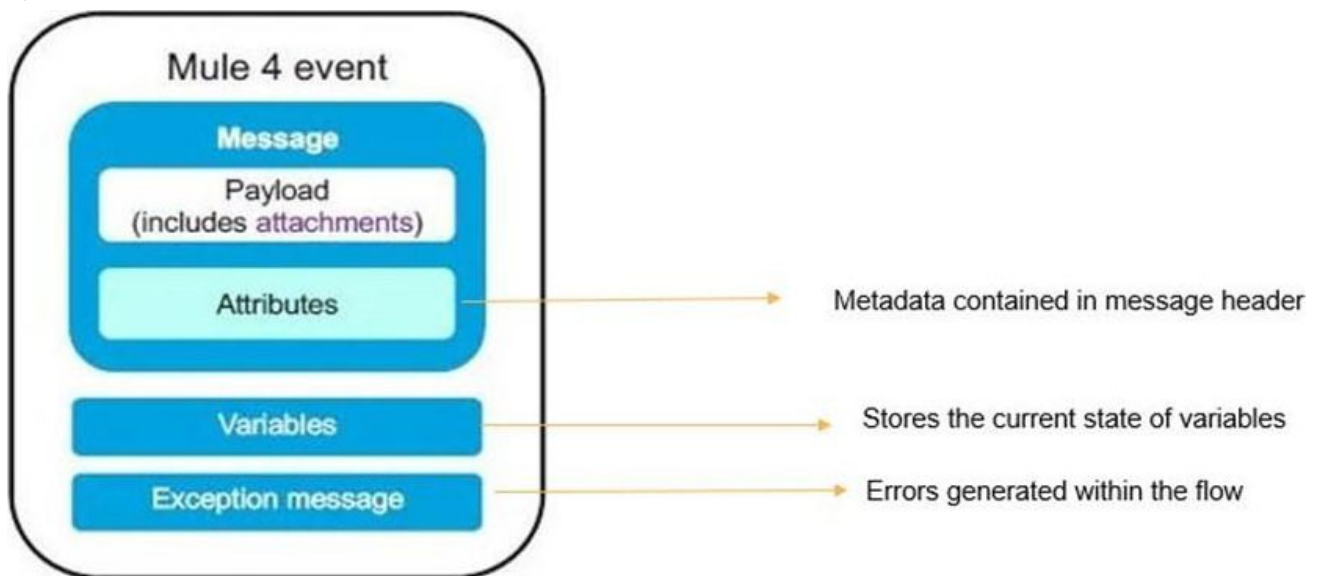
- A. Mule event attributes
- B. Mule event message
- C. Mule application properties
- D. Mule event

Answer: D

Explanation:

Mule event is correct answer. Mule event has two parts which are as follows

- 1) Message (which contains payload and attributes like headers and query/uri parameters)
- 2) Variables



3.In an application network.

If the implementation but not the interface of a product API changes, what needs to be done to the other APIs that consume the product API?

- A. The applications associated with the other APIs must be restarted
- B. The applications associated with the other APIs must be recoded
- C. The other APIs must be updated to consume the updated product API
- D. Nothing needs to be changed in the other APIs or their associated applications

Answer: D

Explanation:

Correct answer is Nothing needs to be changed in the other APIs or their associated applications This is the benefit of having separate interface layer. As there are no changes to interface, no changes are required on the API's which consumes this API in context

4.Refer to the exhibit.



```
<flow name="validatePayload" >
  <http:listener doc:name="HTTP: GET /" config-ref="HTTP_Listener_config" path="/" />
  <set-payload value="Before" doc:name='Before' />
  <validation:is-null doc:name="payload" value="#[payload]" message="Validation Error"/>
  <set-payload value="After" doc:name="After" />
</flow>
```

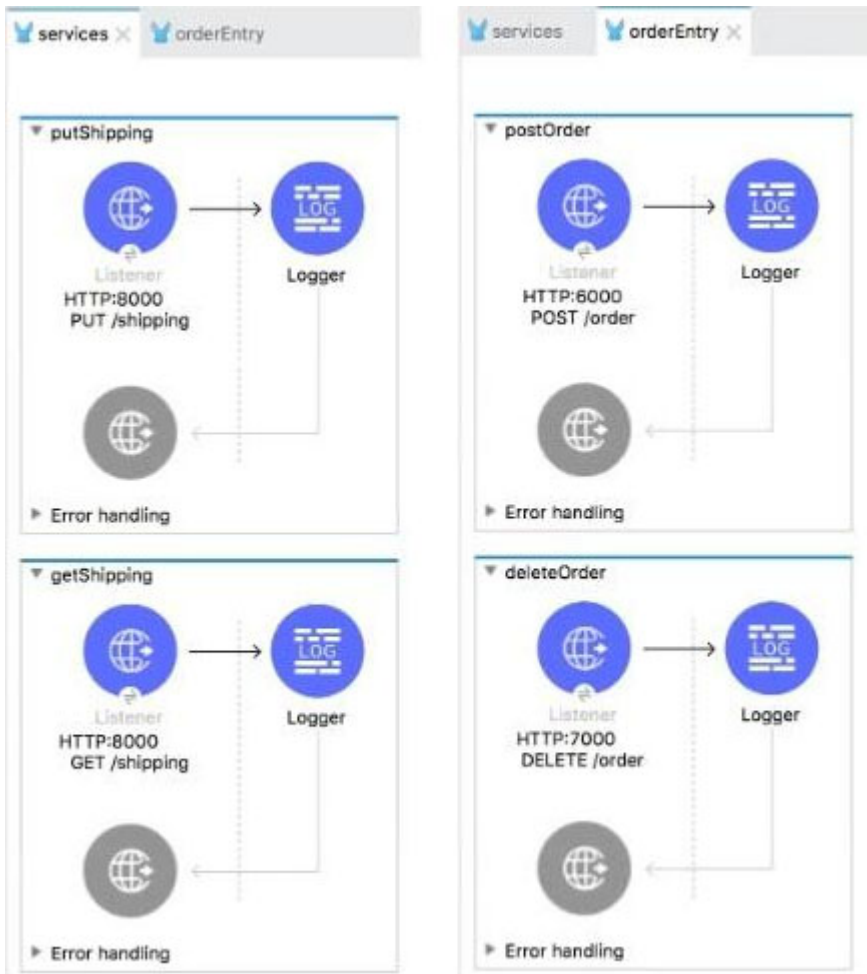
What is the response to a web client request to http://localhost:8081?

- A. After
- B. before
- C. Validation Error
- D. null

Answer: C

Explanation:

5.Refer to the exhibits.



The two Mule configuration files belong to the same Mule project. Each HTTP Listener is configured with the same host string and the port number, path, and operation values are shown in the display names. What is the minimum number of global elements that must be defined to support all these HTTP Listeners?

- A. 1
- B. 2
- C. 3
- D. 4

Answer: B

Explanation:

In this case three configurations will be required each for port 8000, 6000 and 7000.

There would be three global elements defined for HTTP connections.

Each HTTP connection will have host and port. One example shown below with host as localhost and port 6000

Global Element Properties

HTTP Listener config

Configuration element for a HttpListener.

General Notes Help

Name:

Connection

General TLS Advanced

Connection

Protocol:

Host:

Port:

? Test Connection... OK Cancel

To use an HTTP listener, you need to declare a configuration with a corresponding connection. This declaration establishes the HTTP server that will listen to requests.

Additionally, you can configure a base path that applies to all listeners using the configuration.

```
<http:listener-config name="HTTP_Listener_config" basePath="api/v1"> <http:listener-connection
host="0.0.0.0" port="8081" />
</http:listener-config>
```

<https://docs.mulesoft.com/http-connector/1.6/http-listener-ref#http-listener-configuration>