

# PASSEXAM 問題集

更に上のクオリティ 更に上のサービス



1年で無料進級することに提供する  
<http://www.passexam.jp>

**Exam** : **C2070-994**

**Title** : IBM Datacap V9.0 Solution  
Designer

**Version** : DEMO

1. An administrator is trying to troubleshoot a problem with actions running in a page id task through Rulerunner.

To get more information about the execution of the actions in Rulerunner, what configuration option should be modified?

- A. Change the service log level to 5 in the page id task setup.
- B. Edit the rprocessor.exe.config file and set RRSLogSeverity=5
- C. Set the Level of details to All in the RRS log tab in Rulerunner Manager.
- D. In Datacap Server Manager's Logging tab, check the RRSFullLogging checkbox.

**Answer: C**

**Explanation:**

As Rulerunner runs each action, it writes detailed logging information to a Rulerunner Service (RRS) log file (task\_rrs.log). Rulerunner also generates an RRS log file whenever you run a task from Datacap Studio.


1. If you want to generate an RRS log file for tasks that you run from the Datacap Web Client or for Datacap Desktop tasks, complete the following steps.
2. Start Datacap Rulerunner Manager.
3. Click the Logging tab.
4. Click the RRS log tab and select the logging options that you want.



















References: [https://www.ibm.com/support/knowledgecenter/en/SSZRWW\\_9.0.0/com.ibm.dc.develop.doc/dcadg420.htm](https://www.ibm.com/support/knowledgecenter/en/SSZRWW_9.0.0/com.ibm.dc.develop.doc/dcadg420.htm)

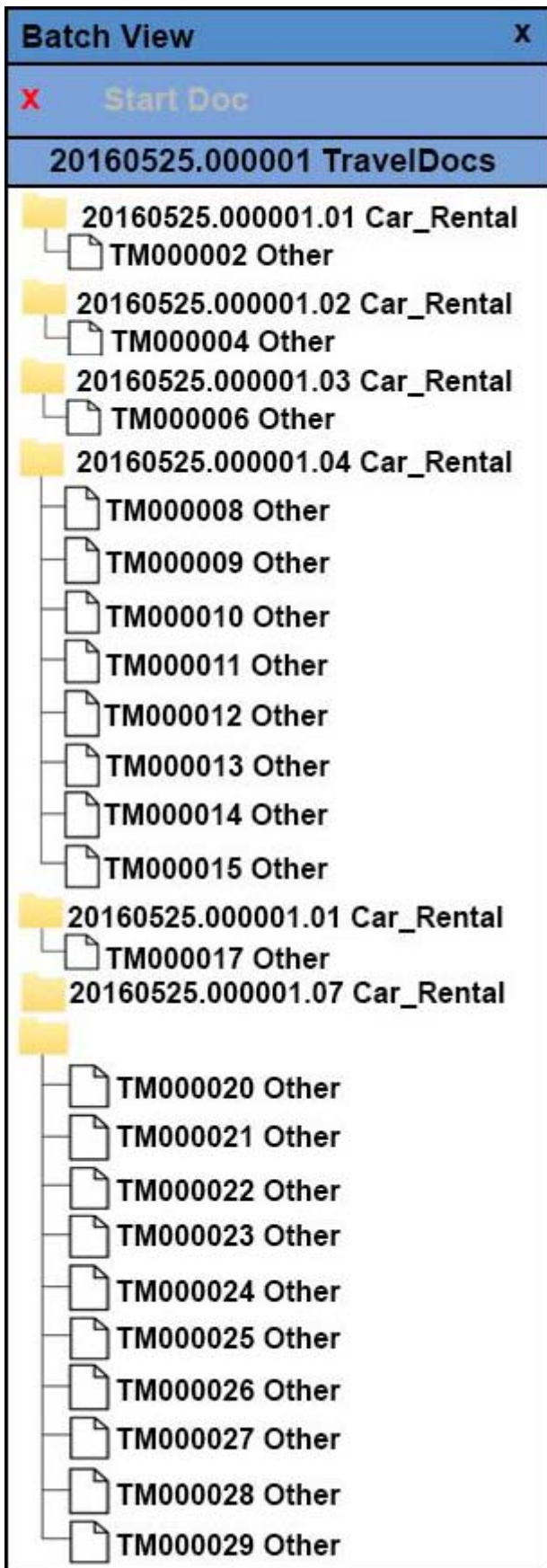
2. A company has a corporate policy to install applications on a non-C: drive so they installed IBM Datacap on the E: drive on all machines. Rulerunner is configured to process PageId, Profiler and Export steps. While testing the OOTB TravelDocs application, the VScan step in DcDesktop creates batches successfully.

Rulerunner picks up the job from PageId step, processes it to the Profiler step, which also processes it. However, instead of ending up on the Verify task when tested on the C: drive, the batches all end up in FixUp with pages set to Other when tested on the E: drive (see following screenshots for examples).

Batch view x

 Start Dec TM000001 Rental\_Ag ▼

- 20160419.000000.01 Car\_Rental
  -  TM000001 Rental\_Agreement
  -  TM000002 Optional\_Insuranse
- 20160419.000000.02 Car\_Rental
  -  TM000003 Rental\_Agreement
  -  TM000004 Optional\_Insuranse
- 20160419.000000.03 Car\_Rental
  -  TM000005 Rental\_Agreement
  -  TM000006 Optional\_Insuranse
- 20160419.000000.04 Car\_Rental
  -  TM000007 Rental\_Agreement
- 20160419.000000.05 Flight
  -  TM000006 Air\_Ticket
- 20160419.000000.06 Flight
  -  TM000009 Air\_Ticket
- 20160419.000000.07 Flight
  -  TM000010 Air\_Ticket
- 20160419.000000.08 Hotel
  -  TM000011 Room\_Receipt
- 20160419.000000.09 Hotel
  -  TM000012 Room\_Receipt
- 20160419.000000.10 Hotel
  -  TM000013 Room\_Receipt
  -  TM000014 Meals
  -  TM000015 Other\_Charges
- 20160419.000000.11 Car\_Rental
  -  TM000016 Rental\_Agreement
  -  TM000017 Optional\_Insuranse
- 20160419.000000.01 Car\_Rental
  -  TM000019 Rental\_Agreement



Which log file would show the following clue as to why and what needs to be done to resolve the issue so that the batches do not end up in Fixup?

```

09:14:17.146   func "Identify using Fingerprint"
09:14:17.146   action FindFingerprint ("False")
09:14:17.146 Current Locale: '1033(en-US)' English(United States)
09:14:17.146 Autodoc 8.1.0.66
09:14:17.146 ----- FindFingerprint of: E:\Datacap\TravelDocs\batches\20160525.000001\fm000001.tif --
-----
09:14:17.161 Updating searchArea. Top: 0; Bottom: 0.4
09:14:17.161 Loading Fingerprints...
09:14:17.193 Attempting to load Fingerprints
09:14:17.193 Problem loading C:\Datacap\TravelDocs\fingerprint\569.cco is detected: -2147352567: Unable to open CCO
09:14:17.193 Problem loading C:\Datacap\TravelDocs\fingerprint\555.cco is detected: -2147352567: Unable to open CCO
09:14:17.193 Problem loading C:\Datacap\TravelDocs\fingerprint\556.cco is detected: -2147352567: Unable to open CCO
09:14:17.193 Problem loading C:\Datacap\TravelDocs\fingerprint\557.cco is detected: -2147352567: Unable to open CCO
09:14:17.193 Problem loading C:\Datacap\TravelDocs\fingerprint\558.cco is detected: -2147352567: Unable to open CCO
09:14:17.193 Problem loading C:\Datacap\TravelDocs\fingerprint\559.cco is detected: -2147352567: Unable to open CCO
09:14:17.193 Problem loading C:\Datacap\TravelDocs\fingerprint\560.cco is detected: -2147352567: Unable to open CCO
09:14:17.193 Problem loading C:\Datacap\TravelDocs\fingerprint\561.cco is detected: -2147352567: Unable to open CCO
09:14:17.193 Problem loading C:\Datacap\TravelDocs\fingerprint\562.cco is detected: -2147352567: Unable to open CCO
09:14:17.193 Problem loading C:\Datacap\TravelDocs\fingerprint\563.cco is detected: -2147352567: Unable to open CCO
09:14:17.193 Problem loading C:\Datacap\TravelDocs\fingerprint\564.cco is detected: -2147352567: Unable to open CCO
09:14:17.193 Problem loading C:\Datacap\TravelDocs\fingerprint\565.cco is detected: -2147352567: Unable to open CCO
09:14:17.193 Problem loading C:\Datacap\TravelDocs\fingerprint\566.cco is detected: -2147352567: Unable to open CCO
09:14:17.193 Problem loading C:\Datacap\TravelDocs\fingerprint\567.cco is detected: -2147352567: Unable to open CCO
09:14:17.193 Problem loading C:\Datacap\TravelDocs\fingerprint\568.cco is detected: -2147352567: Unable to open CCO
09:14:17.193 Loading time: 0.0312
09:14:17.193 Fingerprint; index = 0; Confidence = 0
09:14:17.208 Fingerprint Matching Time: 0.0156
09:14:17.208 FindFingerprint returns False
09:14:17.208   result l[1] = false
09:14:17.208   action returned false
09:14:17.208 Action esec='0.06250'
09:14:17.208   /action
09:14:17.208   func result: "false"
09:14:17.208 Function esec='0.06250'
09:14:17.208   /func

```

- A. profiler\_rrs.log – travelDocs.app needs to be updated to with the fingerprint path
- B. pageid\_rrs.log – fingerprint database needs to be updated with the path to the fingerprints
- C. vscan\_rrs.log – user requires read+write access to the batches folder and fingerprints folder
- D. fixup\_rrs.log – user requires read\_write access to the batches folder and travelDocs.app needs to be updated with the fingerprint path

**Answer: B**

**Explanation:**

The X\_rrs.log, where X is the name of the task. The file is in the batch folder of the application (for example, C:\datacap\TravelDocs\batches\20130924.00001\pageid\_rrs.log), and contains information about actions that are completed by the Rulerunner engine.

Something that is fairly common, look in your fingerprint database to the Template table. In there, for the .tif and .cco file of every fingerprint there is a path stored there. You may need to do a search and replace to make sure the path is correct and pointed to your shared fingerprint directory.

References: [https://www.ibm.com/support/knowledgecenter/en/SSZRWW\\_9.0.0/com.ibm.dc.admin.doc/dclog002.htm](https://www.ibm.com/support/knowledgecenter/en/SSZRWW_9.0.0/com.ibm.dc.admin.doc/dclog002.htm)

3.A developer has created a new custom action using the IBM Datacap V9.0 and V9.0.1 custom action

DDk.

Which of the following is required to install and use the custom action in datacap?

- A. Put the DDL in the RRS folder.
- B. Copy the DLL anywhere on the system and register it with RegAsm.
- C. Put both the RRX file and DLL in the RRS folder and register the DLL.
- D. Out the RRX file in the RRS folder and the DLL in the dcshared\Net folder.

**Answer: A**

**Explanation:**

Only the built DLL file is placed in the IBM Datacap installation directories. Do not place the RRX file in the Datacap installation directories; the RRX file is already imbedded within the DLL.

Procedure

To deploy custom actions:

1. Choose one of the following routes:

To make the custom actions visible to a single application, place the DLL in the RULES directory of that application. For example, if you take this route, instead of placing the DLL in Datacap\dcshared\NET folder, you must place dcsmart.dll and irrx.dll into the Rules folder as well. To make the custom actions visible to all applications, place the DLL in the RRS directory. The default location is C:\RRS.

2. Do not register the DLL.

References: <https://developer.ibm.com/answers/questions/364945/how-to-deploy-custom-actions/>

4.A developer has created a new task in Datacap Studio's Task Profiles. The system uses ADSI for authentication. The task name is CreateFlatFile. The developer creates a new task in the App Managers Rulerunner tab by clicking "add new". The first entry is createFlatFile and the second entry is CreateFlatfile. The developer then goes to TMweb to make sure the group and station can run the new task.

While testing, the developer cannot get the new profile to execute.

What did the developer incorrectly configure?

- A. The user needs right to the new task.
- B. The case is not correct for tasks name.
- C. No Shortcut was created for the new task.
- D. A shortcut and user rights to the task are needed.

**Answer: B**

**Explanation:**

You click Add new Task to add a profile that Rulerunner is to process. Profile names are case-sensitive.

References: [https://www.ibm.com/support/knowledgecenter/en/SSZRWW\\_9.0.0/com.ibm.dc.install.doc/dchki000.htm](https://www.ibm.com/support/knowledgecenter/en/SSZRWW_9.0.0/com.ibm.dc.install.doc/dchki000.htm)

5.An administrator added an additional IBM Datacap server for load balancing. The solution designer has been asked to reconfigure the sample TravelDocs application to test the new load balanced configuration. What two configuration files must be updated with the new location of the application?

- A. Rulerunner.xml and datacap.xml
- B. Datacap.xml and TravelDocs.app
- C. Datacap.xml and TravelDocsAdm.mdb
- D. TravelDocsEng.mdb and travelDocsAdm.mdb

**Answer: B**

**Explanation:**

The application configuration file, or .app file, stores the paths, connection strings, and other settings of the application.

The application entry in the datacap.xml file, such as TravelDocs, must point to the correct location for TravelDocs.app.

References:

[https://www.ibm.com/support/knowledgecenter/en/SSZRWW\\_9.0.0/com.ibm.dc.develop.doc/dcadg605.htm](https://www.ibm.com/support/knowledgecenter/en/SSZRWW_9.0.0/com.ibm.dc.develop.doc/dcadg605.htm)

[https://www.ibm.com/support/knowledgecenter/en/SSZRWW\\_9.0.0/com.ibm.dc.install.doc/dcain114.htm](https://www.ibm.com/support/knowledgecenter/en/SSZRWW_9.0.0/com.ibm.dc.install.doc/dcain114.htm)